



# No Polish Connector

## Singlemode and Multimode SC



### Description

3M™ No Polish Connector (NPC) enables fast, on-site installation of 250µm and 900µm connections utilizing a one piece, pre-assembled design.


The SC compatible connector consists of a factory-polished ceramic ferrule, fiber stub and a mechanical splice that is installed with a simple field tool. A bell-shaped boot is attached to the connector body, eliminating the chance of losing or forgetting to install the boot during the connection.

The no polish connector is tested for premises and FTTP applications for indoor and outdoor locations and is available in SM, 62.5µm, 50µm and also 50µm LOMMF (laser optimized multimode fiber) for 10Gb applications.

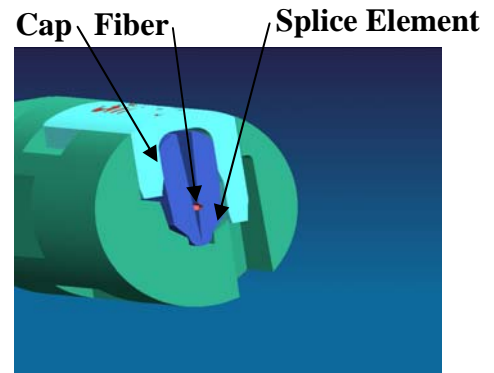
### Applications

- Inside or outside buildings
- Terminals
- Optical Network Terminals (ONTs)
- Premises outlets
- FDTs/ FDHs/ FDU's

[Click Here for Instruction Manual](#)



Video Controls



### Cross-sectional view of actuated splice

After the fiber is inserted, the assembly tool depresses the cap to force clamping and locating surfaces against the fiber, locking and aligning the fiber in place.

### Features

Field installation

One piece, pre-assembled design

Simple assembly tool

900µm buffer strain relief

Fiber holder for assembly

Factory-polished fiber stub in ferrule

Bell-shaped boot

### Benefits

Always right cable length with no cable slack to store

No small, loose parts

Fast, easy installation

Excellent pull out strength

Designed to eliminate the need to touch bare fiber

No on-site polish or adhesives required

Helps prevent fiber from bending below minimum bend radius

# 3M™ No Polish Connector

## Specifications for Singlemode

Fiber diameter	125µm
Wavelengths	1310nm, 1490nm, 1550nm, 1625nm
Insertion loss (mated to standard SC connector)	< 0.3 dB typical, max 0.6 dB
Reflection (UPC ferrule finish)	<-40dB typical
Connection durability, after 100 matings	< 0.2dB change
Operating temperature	-40°C to 75°C (-40°F to 167°F)
Cable tension (in service)	< 0.5dB increase at 4.8N (1.10lbf) for 250µm < 0.5dB increase at 6.9N (1.54lbf) for 900µm
Water immersion, 43°C (109°F), 3 days	<0.2dB increase after 24 hour dry time

## Specifications for Multimode

Fiber diameter	125µm
Wavelengths	850nm, 1300nm
Insertion loss	< 0.3 dB typical, max 0.6 dB
Reflection (UPC ferrule finish)	<-25dB typical for standard MM
Connection durability, after 500 matings	< 0.2dB typical
Operating temperature	0°C to 60°C (32°F to 140°F)

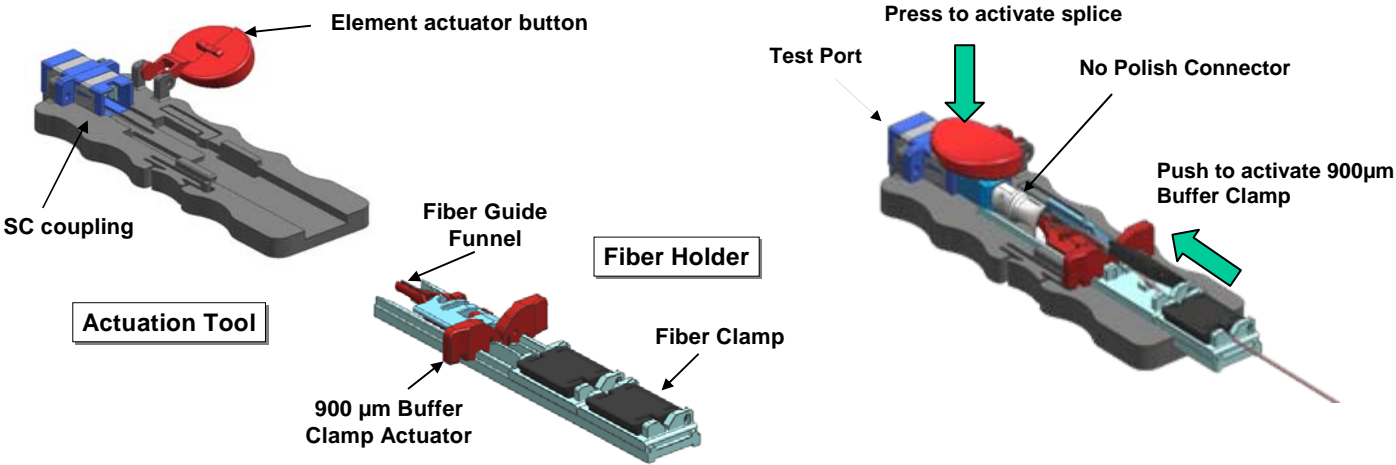
## Materials

Ferrule	Zirconia Ceramic
Housing body	Engineered Resin
Boot	Thermoplastic Elastomer
Flame retardancy	UL-94 V-0
Dimensions	12.7 x 12.7 x 49 mm (0.5” x 0.5” x 1.9”)

3M™ No Polish Connector

Connector, Kit and Tool Descriptions	Packaging
3M™ No Polish Connector SM SC Plug 250/900 8800 (blue housing)	60/package
3M™ No Polish Connector SC MM 50µm 250/900 6800-50 (black housing)	60/package
3M™ No Polish Connector SC MM 50µm LOMMF 250/900 6800-50/LOMMF (aqua housing)	60/package
3M™ No Polish Connector SC MM 62.5µm 250/900 6800-62.5 (beige housing)	60/package
3M™ No Polish Connector Kit 8865	1/package
3M™ No Polish Connector Kit with Cleaver 8865-C	1/package
3M™ No Polish Connector Assembly Tool 8865-AT	1/package

3M™ No Polish Connector Assembly Tool 8865-AT



Termination process

The simple assembly tool is used to activate the splice and 900µm buffer clamp inside the connector without removing the boot.

## 3M™ No Polish Connector

---

### 3M™ No Polish Connector Kit with Cleaver 8865-C

#### Kit Contents

3M™ No Polish Connector Assembly Tool 250/900 8865-AT

3M™ Fiber Cleaver 2534 (not included in 8865 kit)

3M™ Stripping Tool 6365-ST

3M™ Kevlar Snips 6365-KS

Lint free cloths (100/pkg)

Cleaning alcohol bottle



3M is a trademark of 3M Company.

#### Important Notice

All statements, technical information, and recommendations related to 3M's products are based on information believed to be reliable, but the accuracy or completeness is not guaranteed. Before using this product, you must evaluate it and determine if it is suitable for your intended application. You assume all risks and liability associated with such use. Any statements related to the product which are not contained in 3M's current publications, or any contrary statements contained on your purchase order shall have no force or effect unless expressly agreed upon, in writing, by an authorized officer of 3M.

#### Warranty; Limited Remedy; Limited Liability.

This product will be free from defects in material and manufacture for a period of 12 months from the time of purchase. **3M MAKES NO OTHER WARRANTIES INCLUDING, BUT NOT LIMITED TO, ANY IMPLIED WARRANTY OF MERCHANTABILITY OR FITNESS FOR A PARTICULAR PURPOSE.** If this product is defective within the warranty period stated above, your exclusive remedy shall be, at 3M's option, to replace or repair the 3M product or refund the purchase price of the 3M product. **Except where prohibited by law, 3M will not be liable for any loss or damage arising from this 3M product, whether indirect, special, incidental or consequential regardless of the legal theory asserted.**



Communication Markets Division  
3M Telecommunications

6801 River Place Blvd.  
Austin, TX 78726-9000  
800/426 8688  
Fax 800/626 0329

[www.3MTelecommunications.com](http://www.3MTelecommunications.com)

*Please Recycle*

© 3M 2007 80-6113-1562-5